

## Set up the finished card design

Upload one PDF with two pages: page 1 front, page 2 back. Keep the card artwork clean, print-ready, and without crop marks.

FINISHED CARD

86 x 54 mm

ARTWORK SIZE

90 x 58 mm

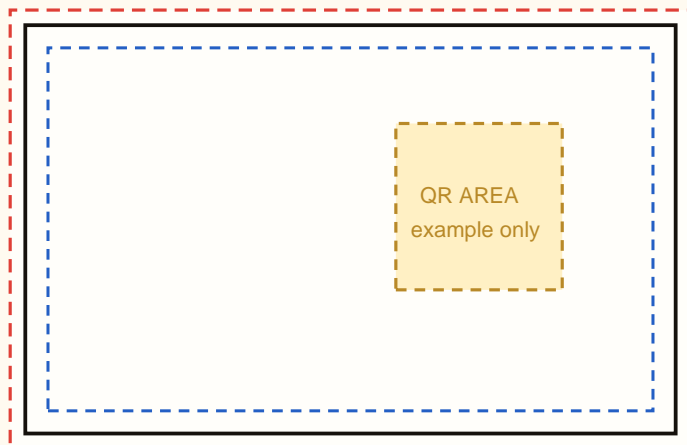
SAFE MARGIN

3 mm inside

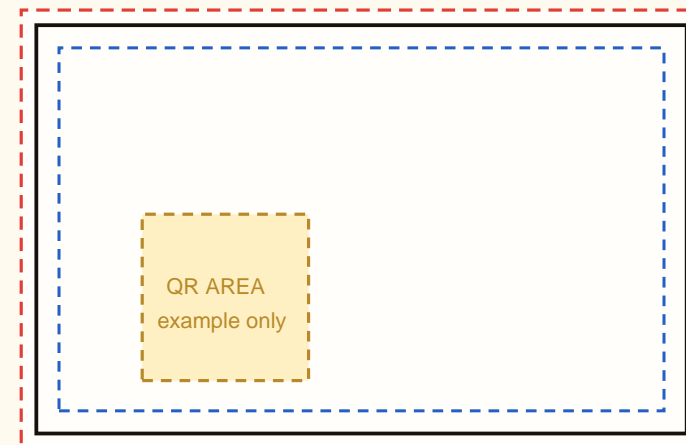
QR BLANK AREA

22 x 22 mm anywhere


PAGE 1 - FRONT DESIGN




PAGE 2 - BACK DESIGN



 Red dashed: 2 mm bleed

 Black: final cut

 Blue: safe area

 Gold square: QR area example only

Finished card: 86 x 54 mm. Extend artwork 2 mm beyond each edge to 90 x 58 mm. Keep text and logos inside the blue safe area.

Leave one blank 22 x 22 mm square anywhere on either side for the QR code. Do not place crop marks inside the uploaded artwork.